



Clover Special Edition

Creating and Managing your Project Record Books

Let's get started

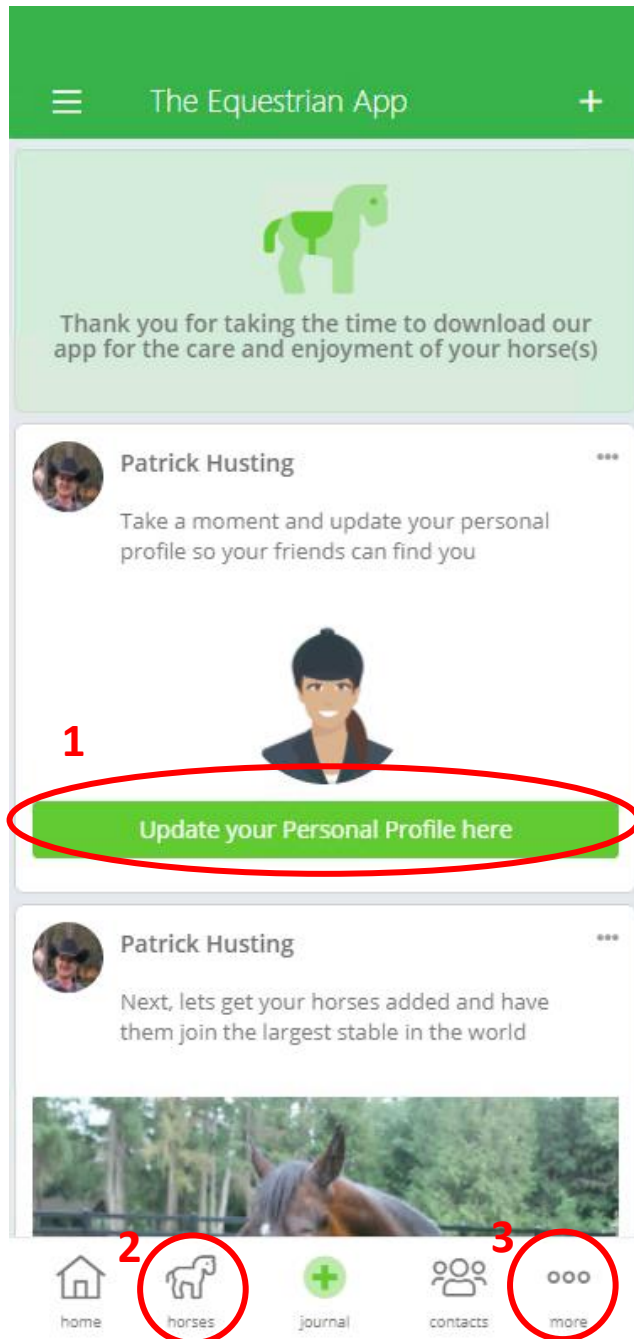
Thank you for taking the time to download The Equestrian App and use the Record Book feature for your Animal project. The following will help you quickly get started capturing your activities into the app. Should you run into any issues or have questions, please feel free to email me at patrick@equestrianapp.com.

First Time In

When you sign up for the app, it can be a little overwhelming at first. I recommend doing these 3 things first.

1. **Update your profile:** All information is private to you but it is a good thing to update your City and State. You can also upload a photo of yourself if you want your friends to connect with you.
2. **Add your horse(s):** In here you can add all the details about your horse. Add as much information as you know about your horse. You can always go back to it later to change or add more information.
3. **More Features:** In here, there are a lot of features for managing the care and activities of your horse. You'll also find the RECORD BOOK feature in here too.

Explore the app, there are hundreds of features to help manage the care and enjoyment with your horse(s).




Subscription Required

As much as we would like to make it free for everyone, there is a cost involved in providing the app and hosting of all the data and photos.


We made the Clover feature only \$5.00 a year which is basically the cost of purchasing a paper record book for one project. But in the app you can create as many projects as you wish.

If you visit the MORE features area, you'll see an icon at the bottom to UNLOCK FEATURES. In there you can tap the Clover tab and use the subscribe button you see to the right to unlock the Record Book feature.

If you choose either the SILVER or GOLD subscriptions, those also have the Record Books along with other great features for managing your equine activities.

my subscription

BRONZE SILVER GOLD PLATINUM **CLOVER**



Clover Special Edition

Get access to our Clover Special Edition that includes the ability to capture your Record Books via your phone/computer.

- ✓ Create Multiple Projects
- ✓ Journal Activities
- ✓ Capture Calendar Events
- ✓ Capture Supply Expenses
- ✓ Journal your Rides and Practice Times
- ✓ Print Approved Record Books
- ✓ Works with other Animals too
- ✓ Also available in Silver/Gold Subscriptions

Check out our How-To Manual

Helping the next Generation of Equestrians

1 Year - \$5.00 USD



Adding a Horse

One of the first things you need to do in the app is create your horse. You'll need a horse in the app so that you can create your project record book.

Step

1. At the bottom of the screen, you'll see a horses icon and tap it.
2. In the upper right you'll see a + icon to add a new horse.
3. Then you'll see the screen to your right. Just fill it out as completely as you can. You can always come back and edit it later.

×save horse



tap pictures to change

INFORMATION ⤴

Horse/Barn Name

Registered/Show Name

Breed

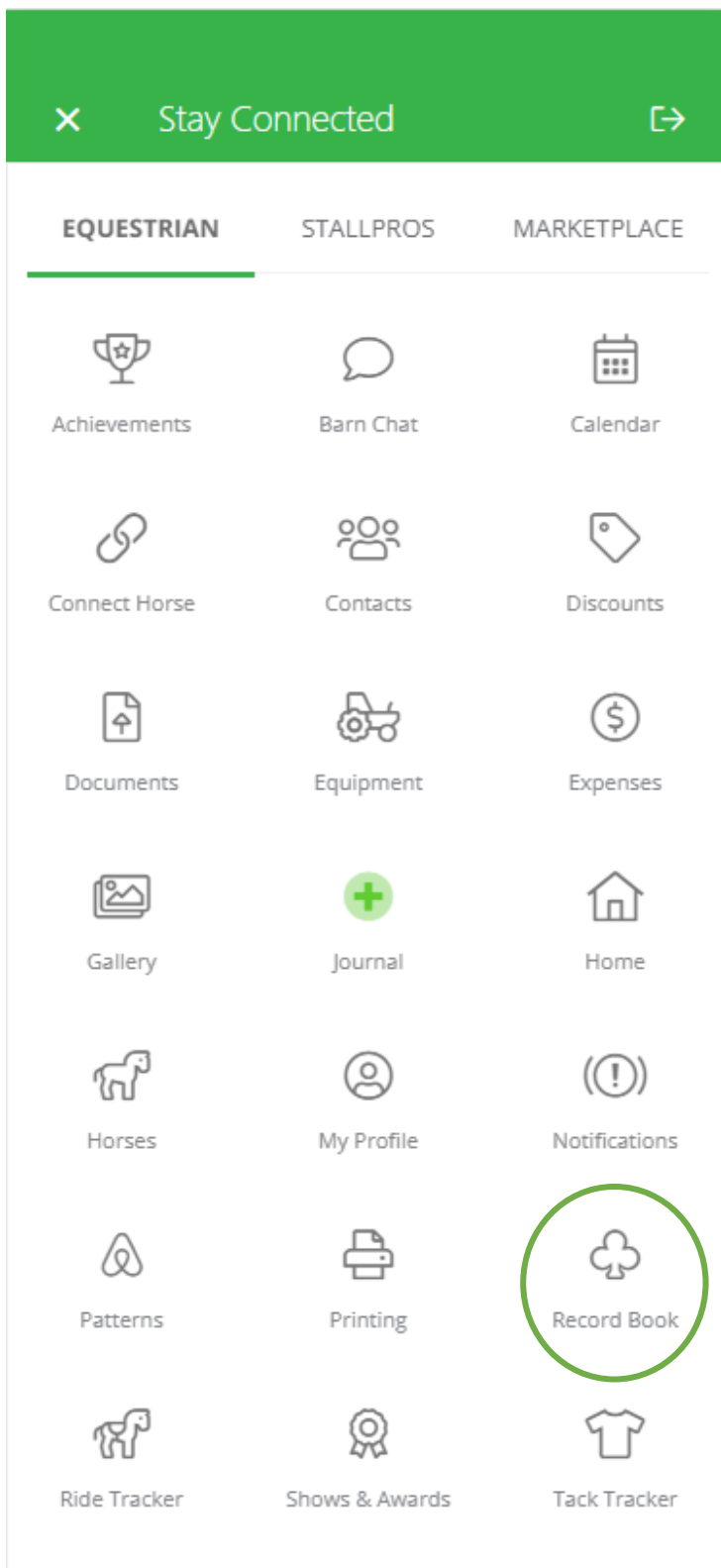
Discipline

Starting Record Books

There is a lot you can do with The Equestrian App. When you tap into the MORE FEATURES icon, you'll be presented with many features that are fantastic to the horse owner and rider.

But let's get you started creating your first record book.

1. Tap the Record Book icon to get started



Your Record Books

Here you will find all your record books you have created year over year. All record books are sorted in most recently created first.

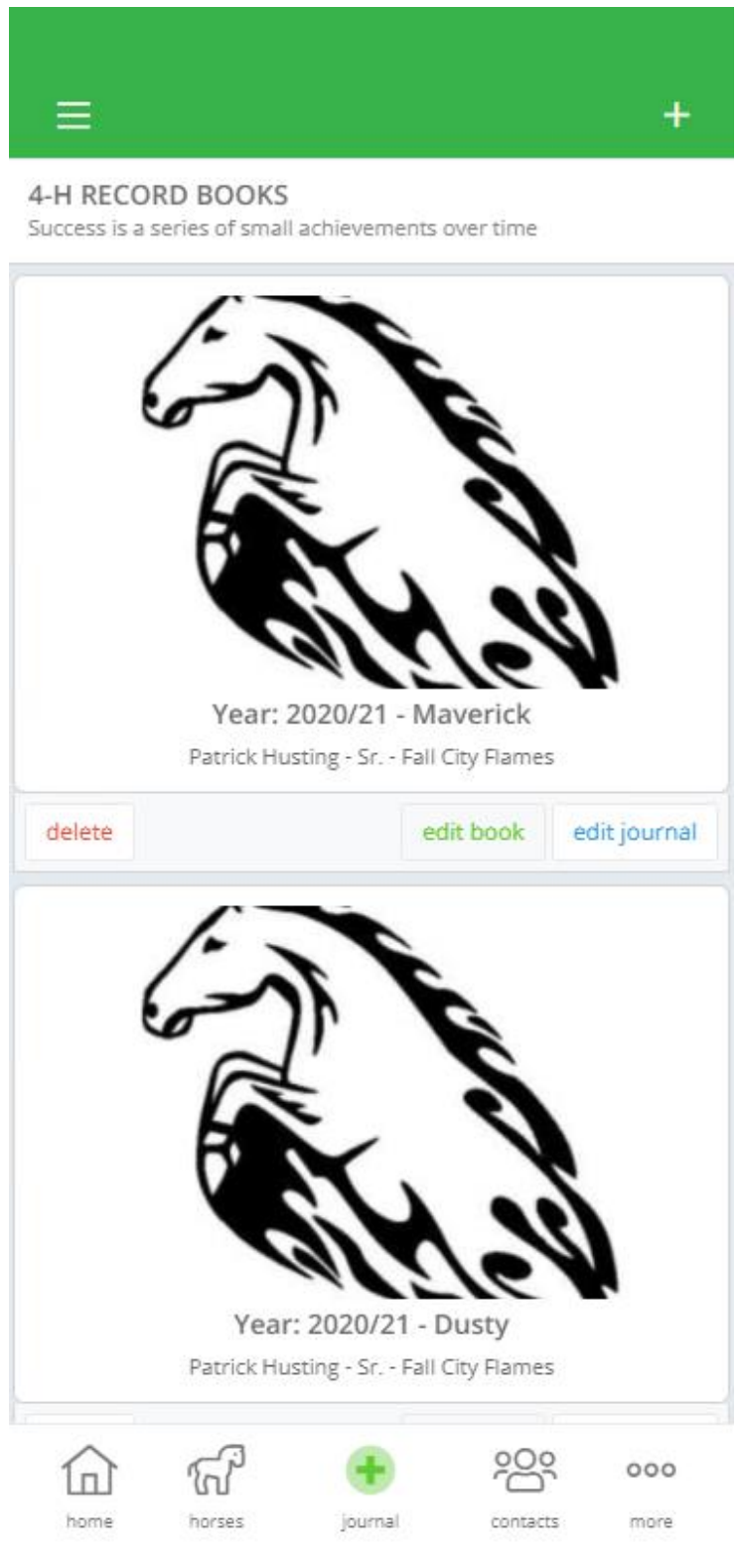
If you have several project horses, you will just create another record book for that horse. It's as simple as that.

Steps

1. At the top right of the screen, you'll see the + icon. Tap that to create your record book

Buttons

- **Delete:** this will delete your record book but not the data associated with the horse
- **Edit Book:** This allows you to edit your record book details
- **Edit Journal:** This is your personal journal of your project horse. This is where all the action is.



Record Book Details

This screen is all the information and then some for creating and managing your record book for your project horse for the year.

You'll want to fill out as much information as possible as this is required by the record book committee and you'll be scored on your completeness.

Don't worry, you can always come back and edit the information whenever you wish.


When you're done, make sure you tap the **SAVE BOOK** to save your data

×

save book

MY RECORD BOOK

Here you create or edit a record book for a new year



tap image to change

YOUTH INFO

Name

Club

Calendar Year

2020/21

Level

Intermediate

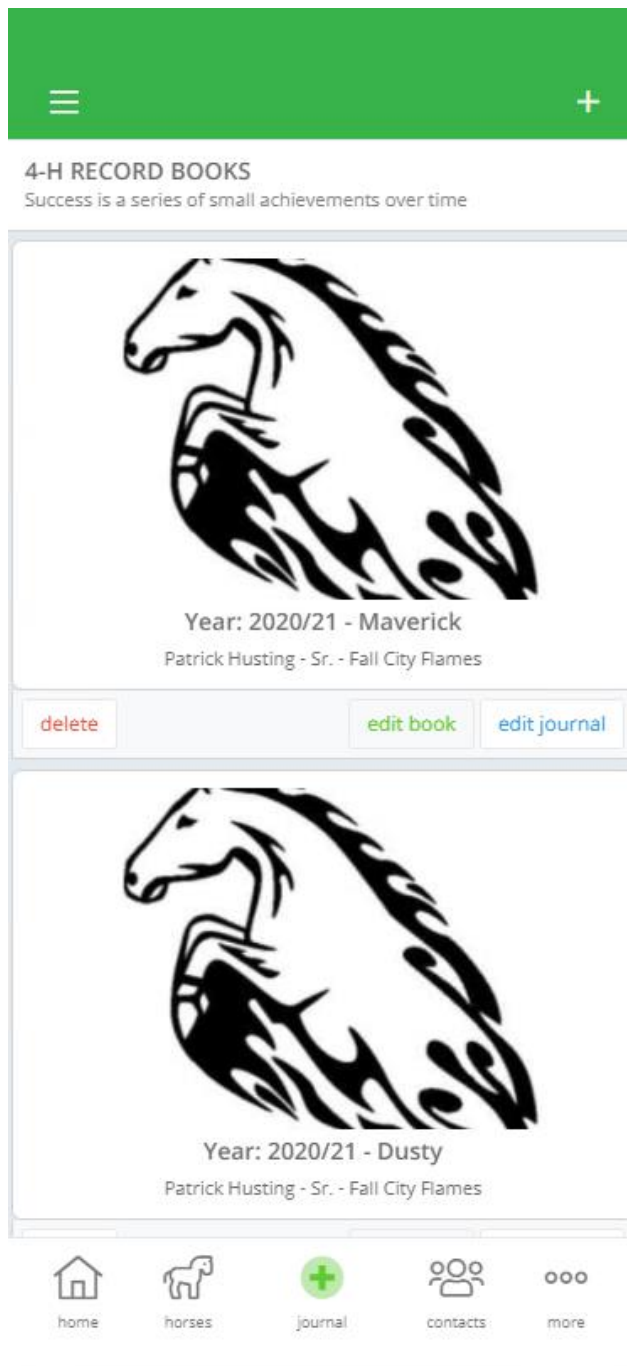
Years in 4-H (you)

Let's Journal!

Okay, now that you have your record book created, let's get you started journaling.

There is a lot of information that goes into the record book so we located it all in one spot. Let's get you started by tapping the **EDIT JOURNAL** button.

Special Note: For regular activities like farrier and vet visits you can also Journal using the big green + at the bottom of the screen. You just need to select the right horse and Farrier or Healthcare category for journaling. Same with Riding activities.



Your Record Book

Well? Does this look familiar? It should, it is just like your record book with tabs for the sections you must have.

- **Goals:** This is where you put the items you want to learn during the year.
- **Calendar:** This is where you track your club, county, state and even national related events.
- **Health:** This is your Farrier and Vet visits.
- **Project:** These are all the project activities you do with your horse. Riding, Practicing and Training activities are found here.
- **Supplies:** All the items you buy or pay for to support your project horse.
- **Highlights:** This is a great place to journal your highlights of what you learned for the year.

MANAGE - 2020/21 - MAVERICK
Here you will manage your record book

Goals

save goals

Want to Learn
This is what I want to learn this year

B I U **≡ ≡ ≡**

The first thing I wanted to learn was how to control Maverick in a show setting. It's been challenging and somewhat disappointing and unsuccessful. Maverick has a difficult

Leader Agreed
My leader agreed to help me learn this year

B I U **≡ ≡ ≡**

My leader agreed to help me be the best 4-H member I can be and to be a helping hand at the shows to those who need it.

Parent Help
Parent/guardian agreed to help me learn this year

B I U **≡ ≡ ≡**



home horses journal contacts more

Goals

The neat thing about having your goals for the year here is that you can come back and revisit them from time to time to adjust.

Steps

1. Just enter your goals like you're typing a letter. The textbox will grow should you need more typing space.
2. When you're done, make sure you tap the **SAVE GOALS** button to save your comments.



MANAGE - 2020/21 - MAVERICK
Here you will manage your record book

Goals

Calendar

Health

Project

Supplies




Highlights

save goals

Goals

Want to Learn




This is what I want to learn this year

B *I* U   

The first thing I wanted to learn was how to control Maverick in a show setting. It's been challenging and somewhat disappointing and unsuccessful. Maverick has a difficult

Leader Agreed




My leader agreed to help me learn this year


B *I* U   


My leader agreed to help me be the best 4-H member I can be and to be a helping hand at the shows to those who need it.


Parent Help


Parent/guardian agreed to help me learn this year


B *I* U   

 home

 horses

 journal

 contacts

 more

Calendar

Calendar is where you track all your 4-H events.

You'll tap the **ADD EVENT** button when you want to create an event on your calendar.

You'll then be presented with a form to record your event.

1. Enter your title
2. Select a Category
3. Set your date and time
4. Make sure your 4-H Event checkbox is checked. It needs to be checked to see in your record book.

If it is not a 4-H event but you want to capture it on your calendar, just uncheck the box.

5. Tap **SAVE EVENT**

The screenshot shows the 'MANAGE - 2020/21 - MAVERICK' app interface. At the top is a green header with a close button (X) and a print icon. Below the header, the text 'MANAGE - 2020/21 - MAVERICK' and 'Here you will manage your record book' is displayed. A sidebar on the left contains navigation options: Goals, Calendar (selected), Health, Project, Supplies, and Highlights. The main area is titled 'Calendar' and features an 'add event' button in the top right corner. Below the title is a table with two columns: 'Date' and 'Event'.

Date	Event
Apr 15	Event Name
Apr 23	Ranch Riding Show
Apr 24	Volunteer at Performance Show
Apr 25	Horse Judging
Apr 28	Plain Event

The screenshot shows the 'save event' form in the app. It has a green header with a close button (X) and a 'save event' button. The form contains several input fields and checkboxes. The first section has a title field, a location field (Sammamish, Washington), and a category dropdown (Bodywork). The second section has a tag field (Maverick). The third section has two date and time slots: Apr 28, 2021 at 06:00 PM and Apr 28, 2021 at 07:00 PM. The fourth section has a reminder dropdown (No reminder). The fifth section has a repeat dropdown (No repeat) and a '# times' field. The sixth section has an 'All Day?' checkbox and a '4-H Event?' checkbox (checked). At the bottom are 'delete event' and 'save event' buttons.

Add a title for the event

Sammamish, Washington

Bodywork

Maverick

Apr 28, 2021 06:00 PM

Apr 28, 2021 07:00 PM

No reminder

No repeat # times

☐ All Day? ☒ 4-H Event?

delete event save event

Health Records

Whenever you record a journal entry under the category Farrier or Healthcare, they will automatically appear here.

You can capture the comments, date and cost of the visit too.

This will become your digital horse health record which is important for the health of your horse.



MANAGE - 2020/21 - MAVERICK

Here you will manage your record book

Goals

Calendar

Health


Project

Supplies

Highlights

Health Records

Date	Care Action	Cost
Feb 15	Farrier: Half: New shoes on the front and a trim on the back	\$100
Apr 01	Healthcare: Medications: Started some insulin supplement	\$75
Apr 19	Vaccinations: VaccinesGiven: WestNile	\$50





homehorsesjournalcontactsmore

Project Journal

Did you just finish up working with your horse in the arena? Just pull out your phone and quickly capture that activity with your horse.

Steps

1. Tap the **ADD ACTIVITY** button
2. You'll be presented with a list of 4-H **Category** activities for which you can select and record your session against.
3. After you select your category, then you'll have your post form to fill out. You can enter a price, comments about your session and time spent doing that activity. Again, the more you put in, the more you get out of it.



MANAGE - 2020/21 - MAVERICK

Here you will manage your record book

Goals

Calendar

Health

Project






Supplies

Highlights

Project Journal

add activity

Date	Activity
Apr 14	soon: test add a little data
Apr 19	Practice: Worked on patterns
Apr 19	Riding: Practiced ranch riding
Apr 25	Riding: We did a long trail ride today
Apr 27	Personal: I did some work today on



home

horses

journal

contacts

more

Journal your Activity

This is the screen you will see a lot. This screen allows you to create an activity or action for your selected project animal.

You can attached photos, write a long comment, capture your time spent in minutes and also record any cost or income with your project animal.

By default, it puts in the current date, but you can change the date here if need.

Fill out as much as you can and just tap the **save post button** when done.

×

save post

add photo

add photo

add photo

add photo

B

I

U

in minutes

(time spent in minutes)

\$

0.00

EXPENSE

May 5, 2021

Maverick

Ground

Sammamish, Washington

☐

Add this activity to your Calendar?

PRIVATE to ME only

▼

save/add reminder



save post

Supplies

Steps

1. Tap the **ADD EXPENSES** button
2. You'll be presented with a list of **Expense Categories** for which you can select and record your expense against.
3. After you select your category, then you'll have your post form to fill out. You can enter a price and comments about what you have purchased.

Note: If your item was considered Income, just type the expense slider and it will turn into an Income amount.



MANAGE - 2020/21 - MAVERICK

Here you will manage your record book

Goals

Calendar

Health

Project


Supplies

Highlights


Supplies

add expenses


Date	Expense
Apr 14	Boarding: boarding maverick
Apr 14	Shows: Spring Fees
Apr 15	Feed: Triple Crown Balancer




home




horses



journal



contacts





more

Highlights

We recommend visiting highlights monthly to capture those great moments between you and your horse.

Steps

1. Just enter your highlights like you're typing a letter. The textbox will grow in size should you need more typing space.
2. When you're done, make sure you tap the **SAVE HIGHLIGHTS** button to save the comments.



MANAGE - 2020/21 - MAVERICK
Here you will manage your record book

Goals

Calendar

Health

Project




Supplies

Highlights

save highlights




Highlights

What you Learned

B *I* U   




I learned that no matter what happens, things can't always be perfect. I think that most of my shows I attend, I want things to go perfectly; perfect trot, perfect lope. Now I realize I need to

Problems






B *I* U   

My horse Maverick, was very excited this year and very nervous. He does not sleep in his stall when attending a show. He barely would eat and neighed a lot. In addition to his nervousness in the

Successes

B *I* U   

Maverick did well in showmanship. H

 home  horses  journal  contacts  more

Printing

When printing, it is best to switch over to your computer.

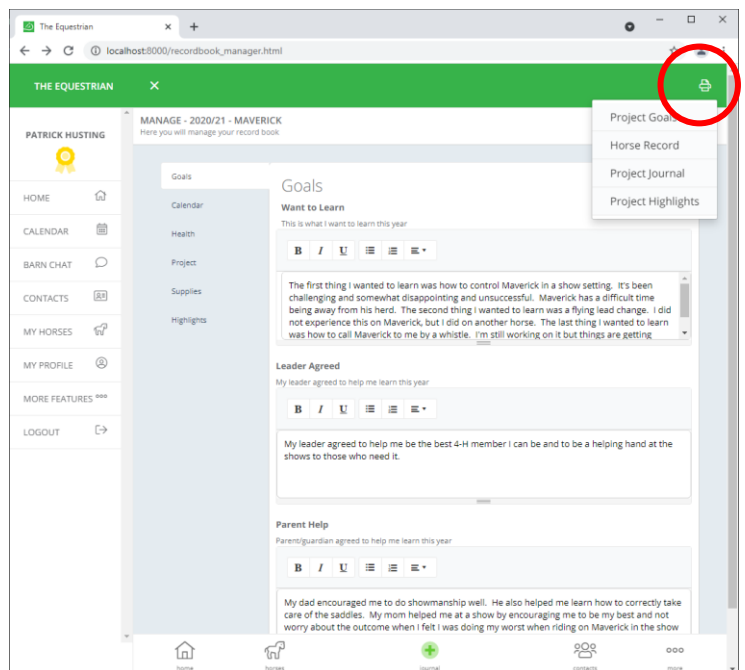
Visit

<https://equestrianapp.com/app>

and you can log into our web version using your same email address and password that you use on your phone. The web app works exactly the same as the mobile app too.





The reports required by the 4-H Record Book committee can be found in the upper right corner by tapping the Printer Icon

- Project Goals
- Horse Record
- Project Journal
- Project Highlights



The Equestrian

THE EQUESTRIAN







INDIVIDUAL HORSE RECORD

HORSE DETAILS:
Add this sheet to your regular 4-H Record Book. Keep all your records in one book. Complete one record for each project animal per year.

Name of Horse: Maverick	Date Born: May 17, 2006	Age: 14 years old.
Breed: AQHA Quarter Horse	Reg. No. (if any): 5053452	





Draw in any identifying markings.



Date Obtained: Apr 15, 2016	From: Yarn Hill OR
Disposal Date: Dec 31, 2025	Reason or Sold To: Died

The Equestrian

THE EQUESTRIAN

Project Goals

YEARS IN 4-H: 40	PROJECT: Maverick	YEARS IN THIS PROJECT: 19
------------------	-------------------	---------------------------

THIS IS WHAT I WANT TO LEARN THIS YEAR
The first thing I wanted to learn was how to control Maverick in a show setting. It's been challenging and somewhat disappointing and unsuccessful. Maverick has a difficult time being away from his herd. The second thing I wanted to learn was a flying lead change. I did not experience this on Maverick, but I did on another horse. The last thing I wanted to learn was how to call Maverick to me by a whistle. I'm still working on it but things are getting better.

MEMBER'S SIGNATURE _____ DATE: _____

THIS IS WHAT MY LEADER AGREED TO HELP ME LEARN
My leader agreed to help me be the best 4-H member I can be and to be a helping hand at the shows to those who need it.

LEADER'S SIGNATURE _____ DATE: _____

THIS IS HOW MY PARENT(S)/GUARDIAN AGREED TO HELP ME LEARN
My dad encouraged me to do showmanship well. He also helped me learn how to correctly take care of the saddles. My mom helped me at a show by encouraging me to be my best and not worry about the outcome when I felt I was doing my worst when riding on Maverick in the show arena.

PARENT(S)/GUARDIAN SIGNATURE _____ DATE: _____

Print Preview





When you select your report, you'll get a quick print preview of the report you are about to print. You can scroll up and down to make sure your data is correct.

When you're ready to print, in the upper right is another printer icon. That will ready the report for your printer.

Tap the Okay button to start the print.

The Equestrian

THE EQUESTRIAN










Project Journal

Date	What did you do or make?	How much? How Many?	Cost	Income	Time spent (h:mm)	Comments
Oct 30, 2020	Riding: Road				0:00	Distance: 0.77 miles Time: 17 minutes Average Speed: 1.19 mph
Apr 13, 2021	Riding: Other				0:00	Distance: 0.11 miles Time: 3 minutes Average Speed: 1.86 mph
Apr 13, 2021	Riding: null				0:00	Distance: 0 miles Time: 0 minutes Average Speed: 0.56 mph
Apr 13, 2021	Riding: Other				0:00	Distance: 0 miles Time: 0 minutes Average Speed: 0.25 mph
Apr 13, 2021	Riding: Other				0:00	Distance: 0.16 miles Time: 1 minutes Average Speed: 0.84 mph
Apr 13, 2021	Riding: Show				0:00	Distance: 0.28 miles Time: 7 minutes Average Speed: ~1 mph

The Equestrian

THE EQUESTRIAN

Project Highlights

WHAT I LEARNED
I learned that no matter what happens, things can't always be perfect. I think that most of my shows I attend, I want things to go perfectly: perfect trot, perfect lope. Now I realize I need to accept what I receive.

PROBLEMS I EXPERIENCED
My horse Maverick was very excited this year and very nervous. He does not sleep in his stall when attending a show. He barely would eat and neighed a lot. In addition to his nervousness in the stall, he was nervous in the arena by trotting or loping to fast and was sometimes hard to control.

SUCCESSES I EXPERIENCED
Maverick did well in showmanship. He was always with me when I would trot or walk in a pattern. He did very good with setups.

TO DO DIFFERENTLY NEXT TIME
Unfortunately, I will not be riding Maverick in 4-H. He shows himself to be more of a ranch riding horse, rather than a show horse.

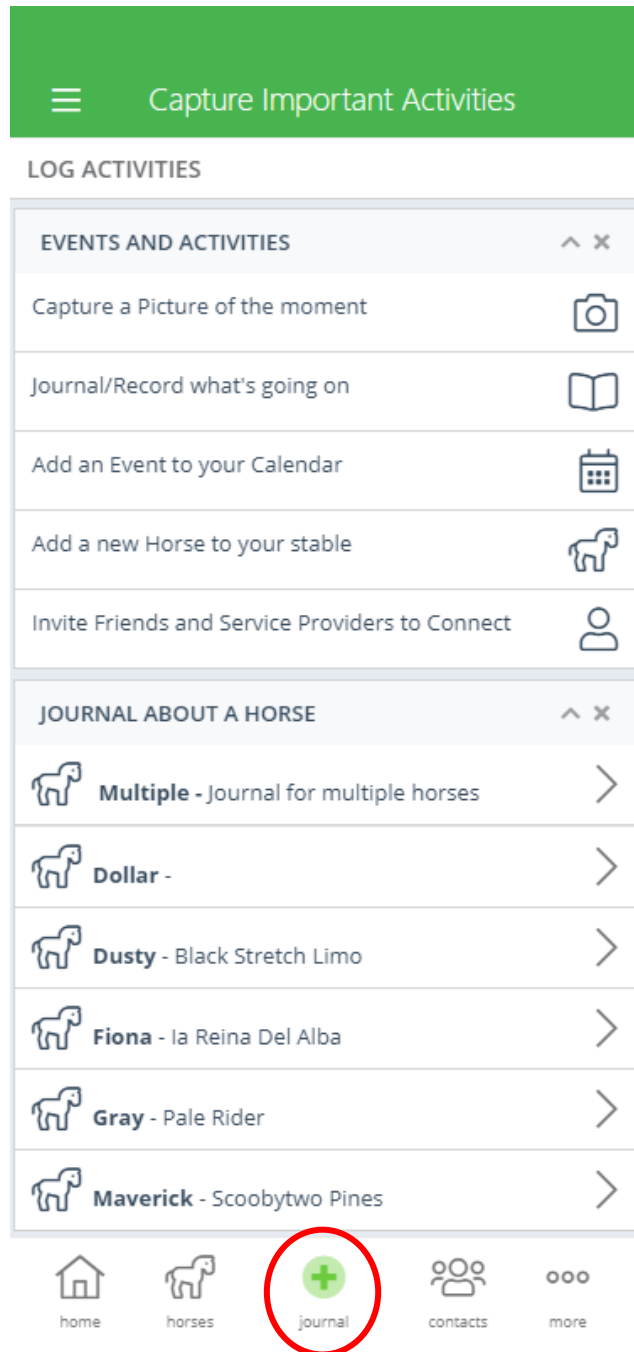
Journaling

Special Note

The power of The Equestrian App revolves around Journaling. At the bottom of the app you'll see the GREEN PLUS icon. That takes you to this Journaling screen.

There are a lot of activities you can browse and discover on your own, but the important one is your horses or animals below.

Tap your horse, let's say Maverick, and choose a category to Journal. This allows you to keep accurate and well organized journal of your equestrian activities.





Thank you

There are many other great features to explore in the app. Should you have any suggestions on making the app better, just email me at Patrick@EquestrianApp.com.